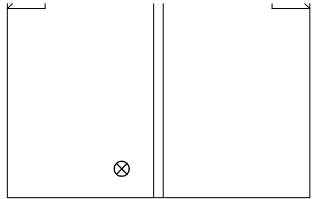
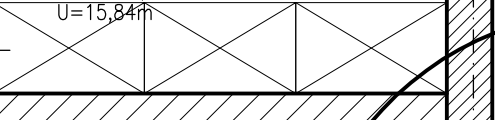


**KOCHEN**



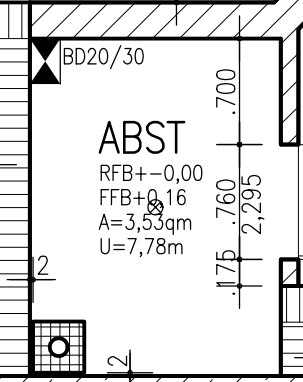
**SCHLAFEN**

RFB+ -0,00  
FFB+0,16  
A=15,57qm  
U=15,84m



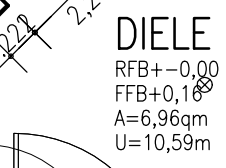
**BAD**

RFB+ -0,00  
FFB+0,16  
A=7,36qm  
U=12,97m



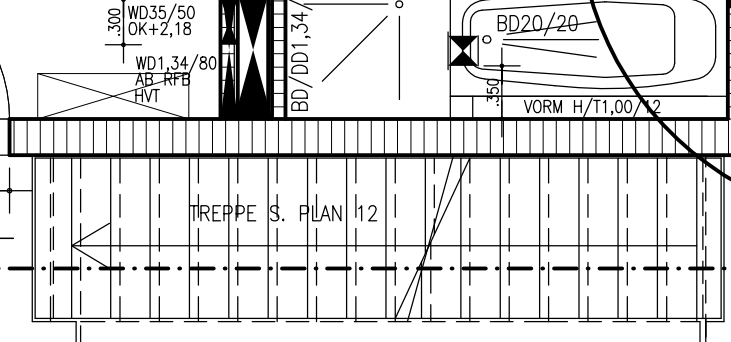
**ABST**

RFB+ -0,00  
FFB+0,16  
A=3,53qm  
U=7,78m

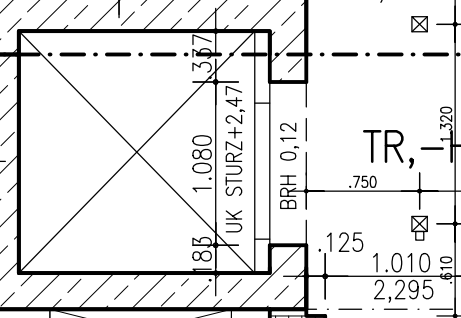


**DIELE**

RFB+ -0,00  
FFB+0,16  
A=6,96qm  
U=10,59m

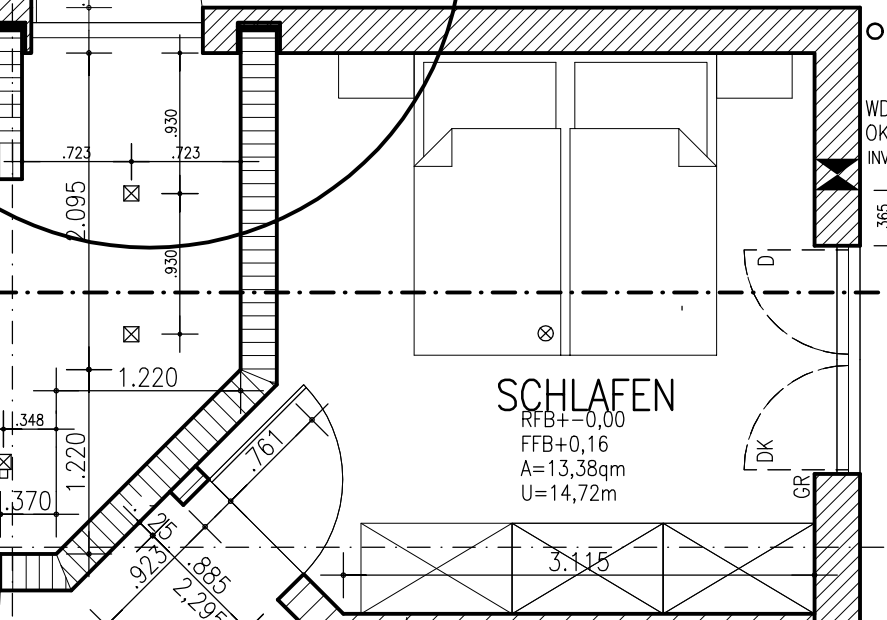


TREPPE S. PLAN 1/2




**TR., HS**

RFB+ -0,00  
FFB+0,18  
A=13,80qm  
U=23,68m



**SCHLAFEN**

RFB+ -0,00  
FFB+0,16  
A=13,38qm  
U=14,72m



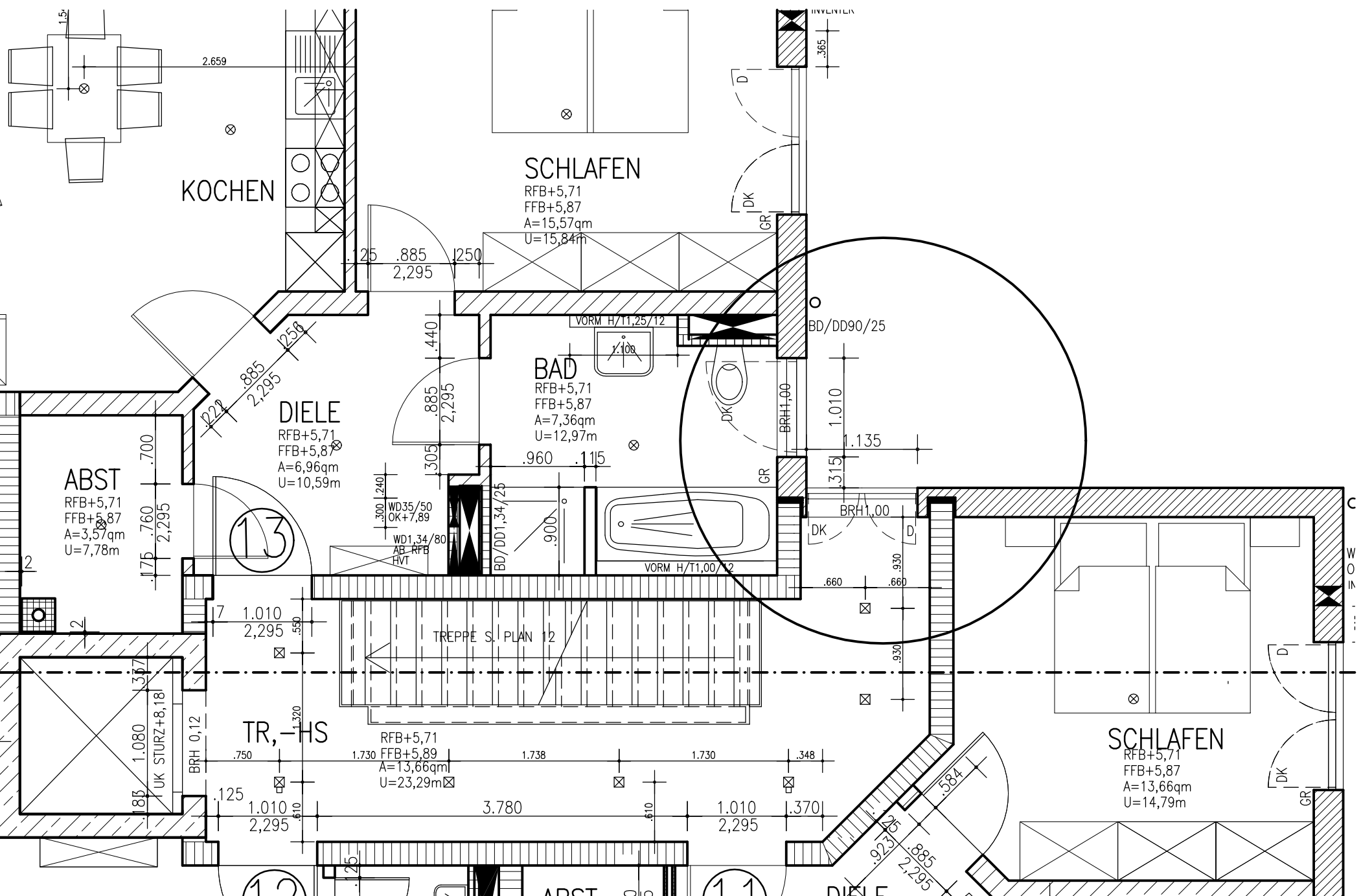
DIELE

ABST

DIELE

VORM H/11,25/12

RI



KOCHEN

SCHLAFEN

RFB+5,71  
FFB+5,87  
A=15,57qm  
U=15,84m

BAD

RFB+5,71  
FFB+5,87  
A=7,36qm  
U=12,97m

DIELE

RFB+5,71  
FFB+5,87  
A=6,96qm  
U=10,59m

ABST

RFB+5,71  
FFB+5,87  
A=3,57qm  
U=7,78m

13

TREPPE S. PLAN 12

TR, HS

RFB+5,71  
FFB+5,89  
A=13,66qm  
U=23,29m

SCHLAFEN

RFB+5,71  
FFB+5,87  
A=13,66qm  
U=14,79m

12

ABST

11

DIELE

C  
W  
O  
N